




# Co-Star

COMMUNITY TRANSPORTER

20/28 SEATER

# STYLING



# PERFORMANCE & SAFETY

## JAPAN PROFICIENT TECHNOLOGY OF CHASSIS

- High stability & Safe
- Improved Handling
- More comfortable



## HIGH PERFORMANCE JAPANESE TECHNOLOGY ENGINE



- Low Fuel Consumption
- Low Noise Design
- Reliable & Easy Maintenance

## STRONG BODY STRUCTURE




- Close Ring Framework Body
- Full Length Welding Roof & Brazing.
- Anti Corrosion, Safe & Durable
- Euro Standard



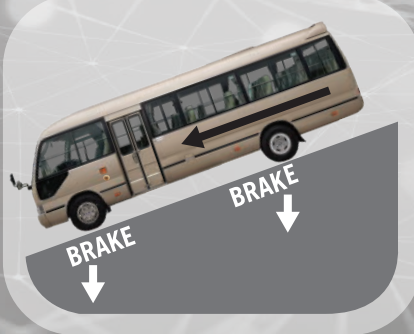
Vehicle Cathodic Electrolysis



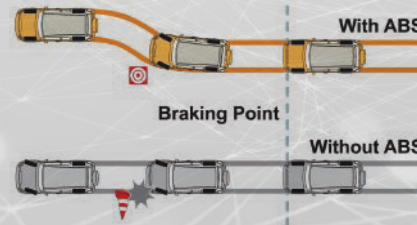
## AIR BRAKE



Available in Co-Star 7.7m Only



## Anti Lock Braking System



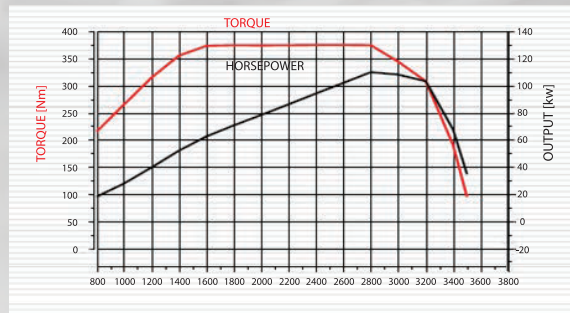
## EURO 4

TURBO INTERCOOLER

- Bosch's high pressure common rail fuel injection
- Reasonable light-weight design
- Efficient low-emission design


OUTPUT (kW[HP]/rpm) : 112[150]/2800

TORQUE (Nm/rpm) : 382/1600~2800



## GETRAG 6 SPEED TRANSMISSION

- German Technology
- Smooth Gear Shifting
- Low Noise Design

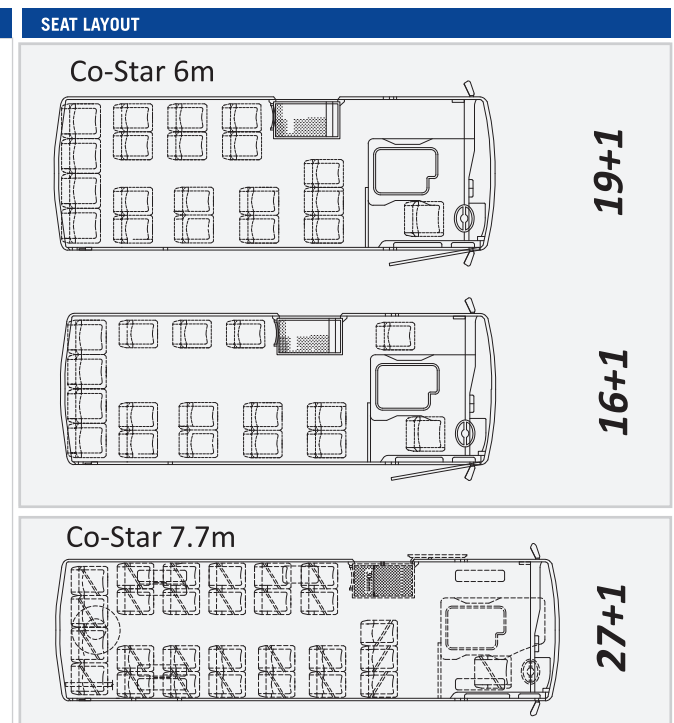
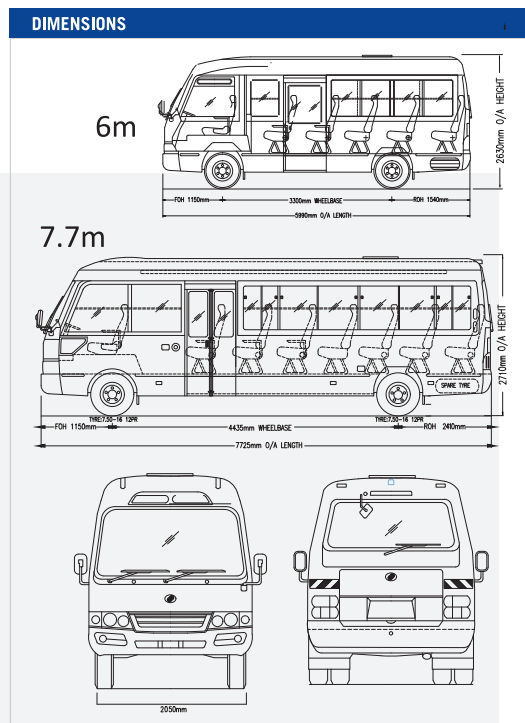


### GEARBOX - GETRAG 6MTI420DA

Speed Ratio	1st	2nd	3rd	4th	5th	6th	Rev
	5,979	3,434	1,862	1,297	1	0,759	5,701

Main Reduction Ratio : 5.125

TECHNICAL DIMENSION		
ENGINE	6M 20-SEATER	7.7M 28-SEATER
Engine Model	JX4D30A4H	
Engine Type	In line 4 Cylinder DOHC, 16 Valve Common Rail, Turbocharged Intercooler Engine, Electronically Controlled.	
Displacement (L)	2.892	
Emission Standard	EURO IV	
Rated Output (kW(PS)/rpm)	112(150)/2800	
Torque (N.m/rpm)	382/1600-2800	
Fuel	Diesel	
Fuel Tank Capacity (L)	70	90
TECHNICAL DIMENSION		
Overall LxWxH (mm)	5990 x 2050 x 2630	7725 x 2050 x 2710
Wheelbase (mm)	3300	4435
Wheel Thread (Front/Rear) mm	1665 / 1525	1665 / 1525
Front / Rear Overhang (mm)	1150 / 1540	1150 / 2410
Min. Ground Clearance (mm)	190	
SEATING		
Seating Capacity	20	28
MASS		
Curb Weight (kg)	3475	4435
Gross Vehicle Weight (kg)	4950	7500
CHASSIS & SUSPENSION		
Steering	Hydraulic Power Steering	
Min. Turning Radius (m)	6.8m	8.4m
Brake System	ABS, Front & Rear Drum Brakes. Hydraulic two-way loop enhanced braking system, with exhaust brake	ABS, Front Disc & Rear Drum Air Brake with Exhaust Brake
Suspension System	Non-independent, Leaf Spring (Front 3 / Rear 4)	
Wheel Size	RIM : 5.5F-16	Rim:16.6J
Tire	7.00R16LT	7.50R16LT
ELECTRICAL		
Battery	12V	
Alternator	14V / 120A	14V / 150A
FEATURES & ACCESSORIES		
MP3 Player with 4 Speaker	Inner Luggage Rack & Top Handrail	
Reverse Sensor & Reverse Camera + Radar	Luxury Synthetic Leather Seats + 3 Point Seat Belt	
Emergency Exit With Roof Ventilator	Interior Cabin Lamp + Sliding Window	
Stainless Steel Wheel Casing	Electric Folding Door (7.7M) / Electric Outward Lifting Door (6M)	



**NOTABLE APPLICATIONS**

**WORKER TRANSPORT**

**SCHOOL TRANSPORT**

**CITY COMMUTER BUS**

**MOBILE CLINIC**

**ENFORCEMENT BUS**

**CO-STAR CITY BUS & MODIFICATIONS ATTACHMENT**

**Barn Door Modification**

**Wheelchair Lift Add On**



Certified By

**C.A.M R&A MARKETING SDN BHD**

CONSISTENT | ACTIVE | MOBILE Sole Distributor of CAM  
 Sendok Group Building, Lot 1564, Batu 4, 42100 Klang, Selangor Darul Ehsan, Malaysia.  
 Email: info@sendokgroup.com Tel: +603-3345 5600 Fax: +03-3291 9658

Find us on CAM Malaysia | www.cammalaysia.com.my Sendok Group

Disclaimer: All features & specification shown in this brochure is subject to change without prior notice and may vary according to locality. The color(s) of the vehicle(s) and interior shown here in may slightly differ from actual vehicle.

Branch & Dealer Chop